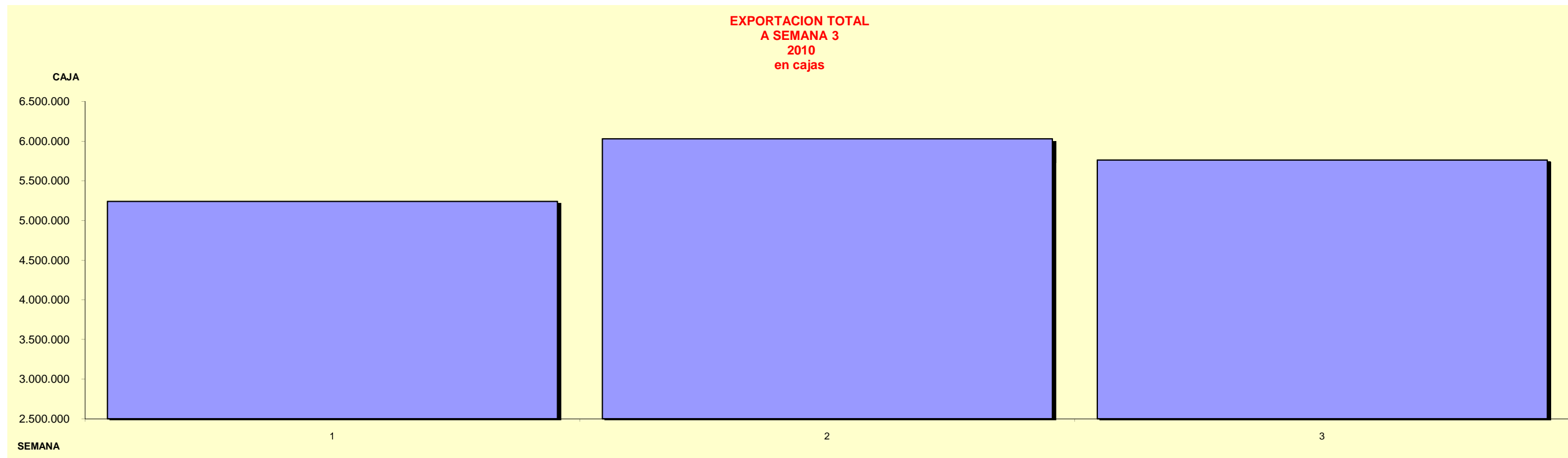


**EMBARQUE POR PUERTO
A SEMANA 3-2010
en cajas**

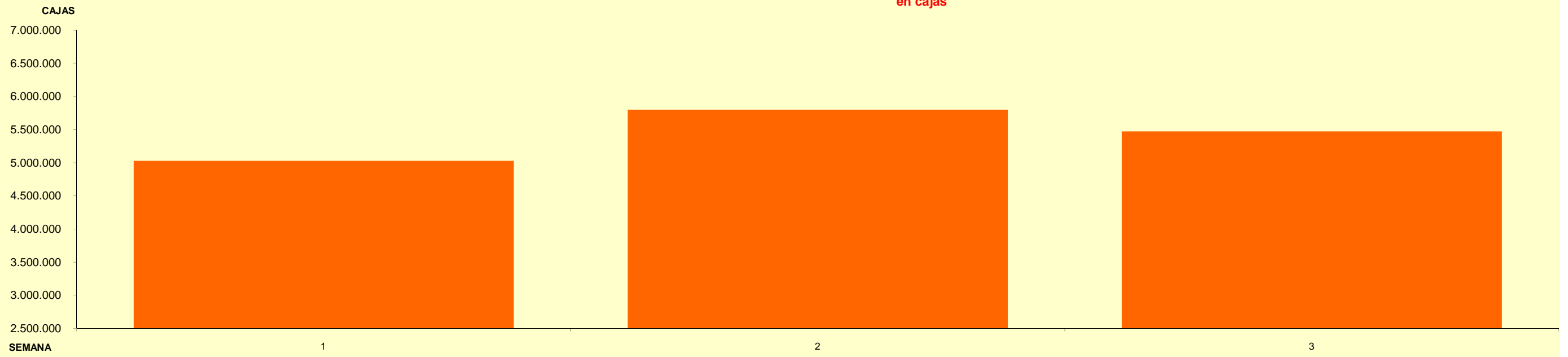
SEMANA	TOTAL	GUAYAQUIL	PTO.BOLÍVAR
1	5.241.703	3.356.292	1.885.411
2	6.032.422	3.997.107	2.035.315
3	5.765.151	3.670.805	2.094.346
TOTAL	17.039.276	11.024.204	6.015.072
PROMEDIO	5.679.759	3.674.735	2.005.024

**EMBARQUE POR TIPO DE CAJA
A SEMANA 3 - 2010
en cajas**


SEMANA	22XU	ORGÁNICO	208	TOTAL
1	5.027.529	131.538	82.636	5.241.703
2	5.798.699	166.271	67.452	6.032.422
3	5.473.299	204.320	87.532	5.765.151
TOTAL	16.299.527	502.129	237.620	17.039.276
PROMEDIO	5.433.176	167.376	79.207	5.679.759



EXPORTACIÓN DE CAJAS 22XU
A SEMANA 3
2010
en cajas



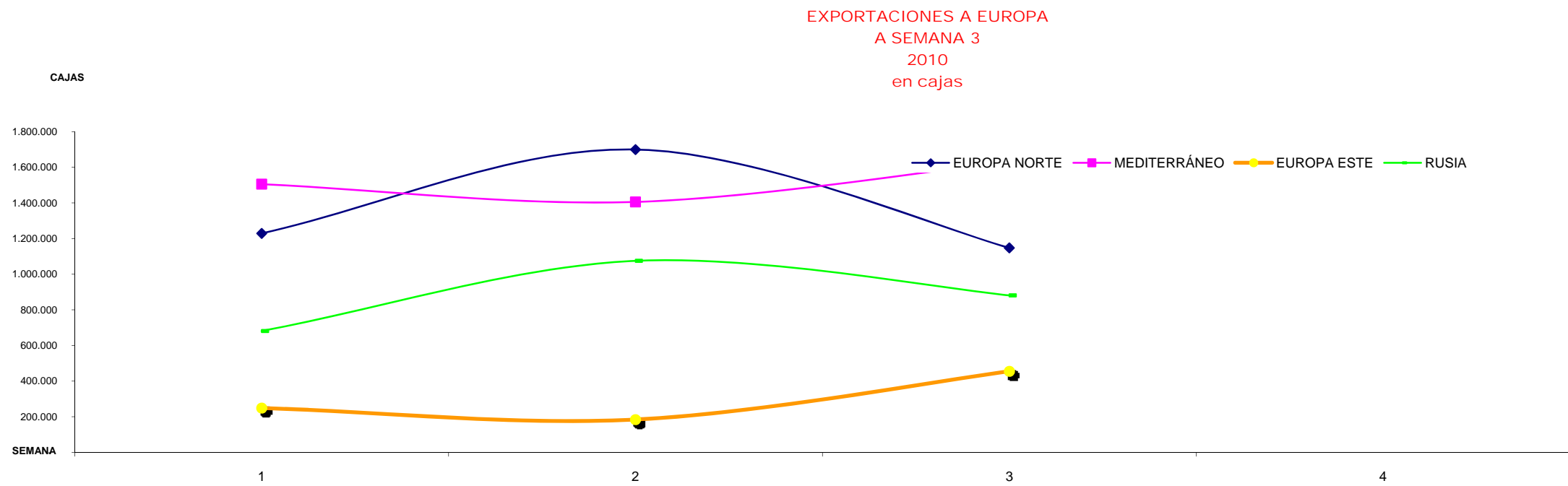
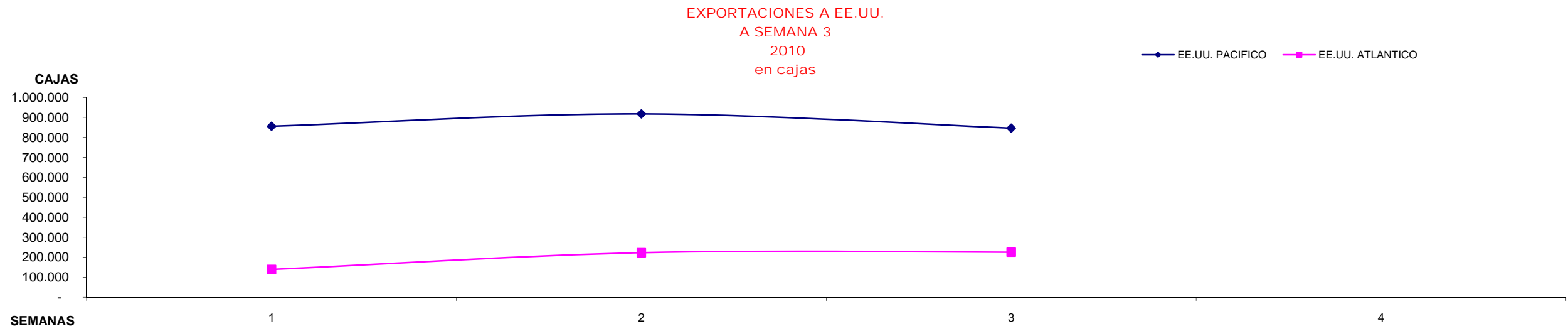
EXPORTACIÓN DE BANANO ORGÁNICO
A SEMANA 3
2010
en cajas



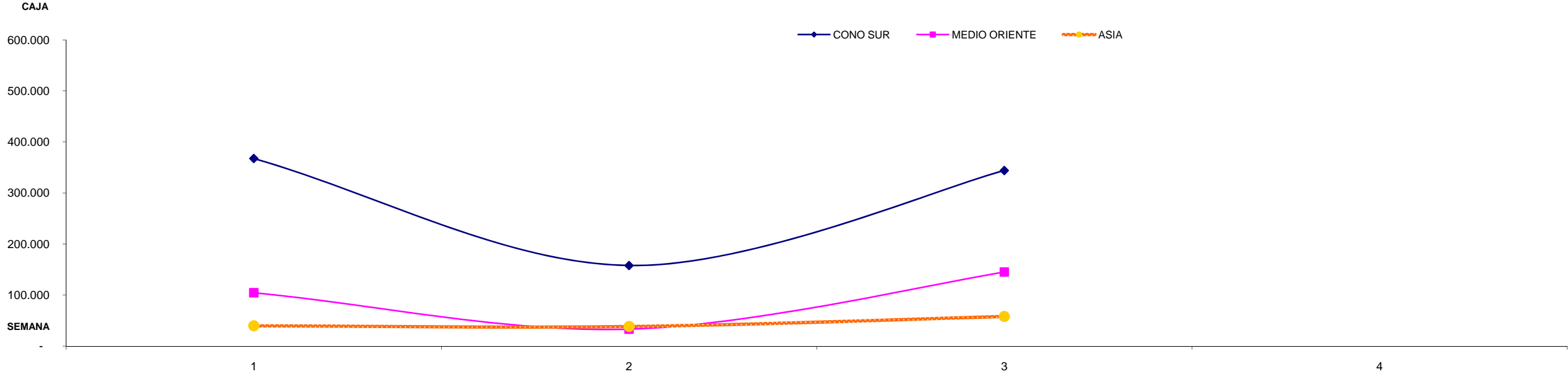
EMBARQUES POR DESTINO A SEMANA 3 - 2010 en cajas

SEMANA	EE.UU. PACIFICO	EE.UU. ATLÁNTICO	EUROPA NORTE	MEDITERRÁNEO	RUSIA	EUROPA ESTE	CONO SUR	AFRICA	MEDIO ORIENTE	ASIA	OCEANIA	TOTAL
1	855.757	138.859	1.228.782	1.505.632	681.364	248.772	367.547	45.448	104.582	39.744	25.216	5.241.703
2	917.909	222.831	1.699.749	1.405.876	1.075.219	184.304	157.907	271.672	33.118	38.489	25.350	6.032.424
3	846.194	225.444	1.147.587	1.631.692	881.187	455.205	343.953	3.240	145.073	58.156	27.422	5.765.153
TOTAL	2.619.860	587.134	4.076.118	4.543.200	2.637.770	888.281	869.407	320.360	282.773	136.389	77.988	17.039.280

PROMEDIO	873.287	195.711	1.358.706	1.514.400	879.257	296.094	289.802	106.787	94.258	45.463	25.996	
----------	---------	---------	-----------	-----------	---------	---------	---------	---------	--------	--------	--------	--



EXPORTACION A CONO SUR, MEDIO ORIENTE Y ASIA
A SEMANA 3
2010
en cajas





ACUMULADO A SEMANA 3 en cajas

SEMANA	DOLE	CHIQUITA	BONITA	EXCELBAN	ATLANTICO	DEL MONTE	FAVORITA	DERBY	BONANZA	PRIMADONNA	ADRIA	SABROSTAR	CITRONEX	COBANA	OTROS	TOTAL
1	807.626	664.137	566.780	480.379	342.072	276.122	65.998	208.787	96.130	165.154	161.132	137.096	19.109	100.552	1.150.629	5.241.703
2	605.518	617.409	676.081	423.441	434.073	324.199	464.725	200.834	291.710	206.182	-	102.260	197.913	106.656	1.381.421	6.032.422
3	734.628	647.236	681.504	377.014	399.293	291.534	160.406	430.802	290.832	217.076	193.935	104.272	-	102.372	1.134.248	5.765.152
TOTAL	2.147.772	1.928.782	1.924.365	1.280.834	1.175.438	891.855	691.129	840.423	678.672	588.412	355.067	343.628	217.022	309.580	3.666.298	17.039.277
PARTICIPACIÓN %	12,60%	11,32%	11,29%	7,52%	6,90%	5,23%	4,06%	4,93%	3,98%	3,45%	2,08%	2,02%	1,27%	1,82%	21,52%	
PROMEDIO SEMANAL	715.924	642.927	641.455	426.945	391.813	297.285	230.376	280.141	226.224	196.137	118.356	114.543	72.341	103.193	1.222.099	

EXPORTACIONES POR MARCAS
A SEMANA 3
2010
en cajas

