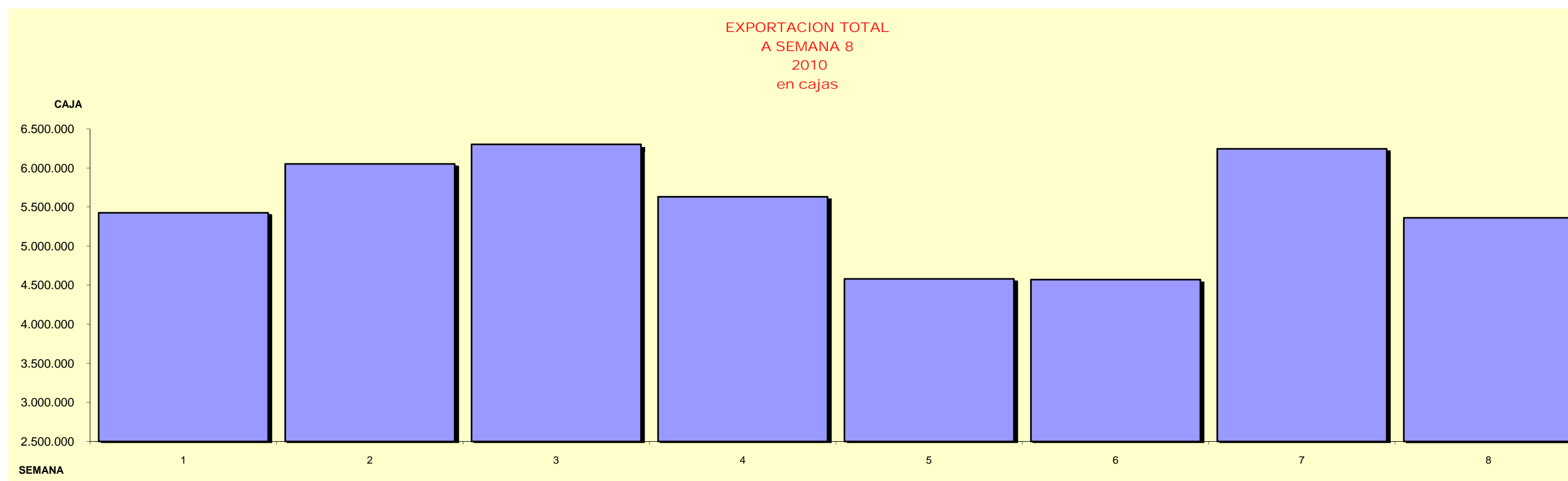


**EMBARQUE POR PUERTO
A SEMANA 8-2010
en cajas**

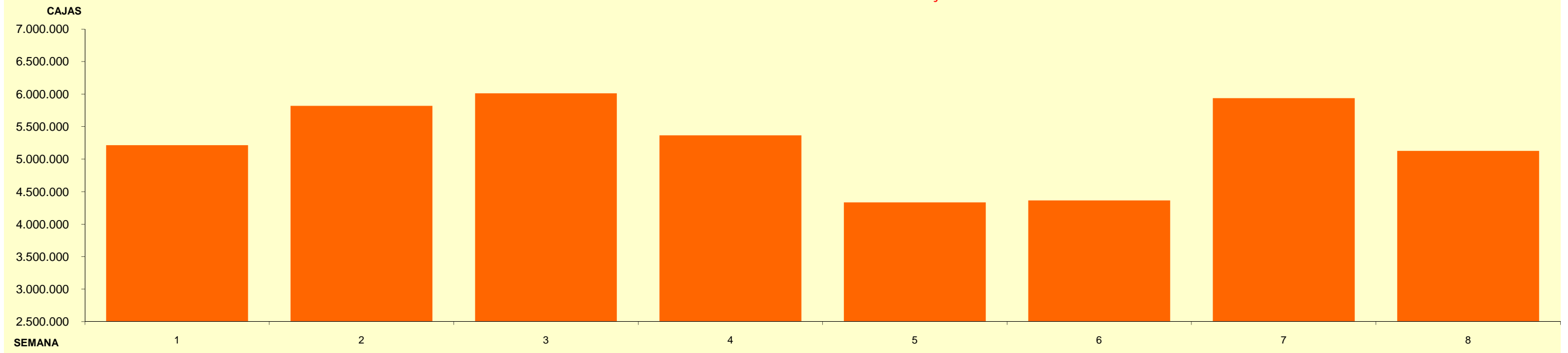
SEMANA	TOTAL	GUAYAQUIL	PTO.BOLÍVAR
1	5.428.555	3.356.292	2.072.263
2	6.053.404	4.018.089	2.035.315
3	6.303.629	4.209.283	2.094.346
4	5.633.324	3.907.359	1.725.965
5	4.581.935	3.010.297	1.571.638
6	4.571.438	3.134.258	1.437.180
7	6.245.183	3.769.334	2.475.849
8	5.364.107	3.611.290	1.752.817
TOTAL	44.181.575	29.016.202	15.165.373
PROMEDIO	5.428.714	3.605.930	1.822.785

**EMBARQUE POR TIPO DE CAJA
A SEMANA 8 - 2010
en cajas**

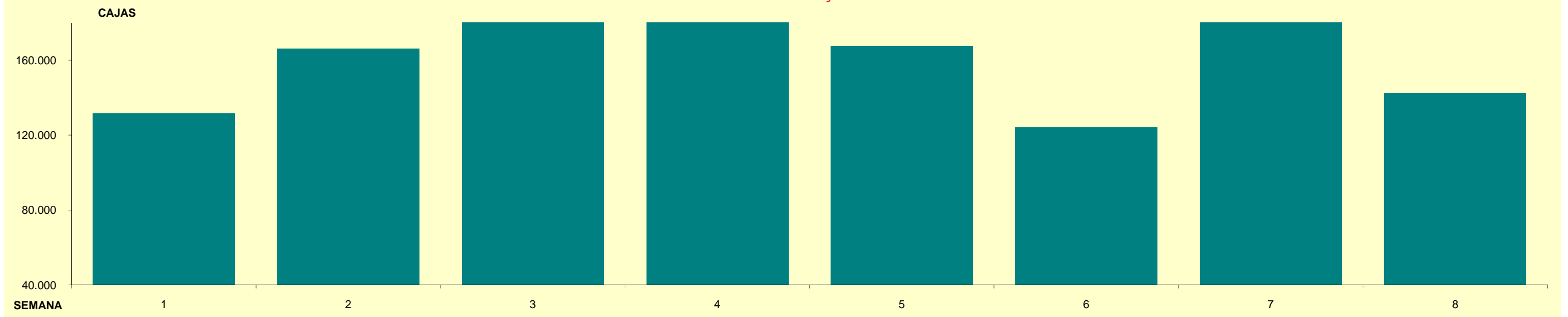
SEMANA	22XU	ORGÁNICO	208	TOTAL
1	5.214.381	131.538	82.636	5.428.555
2	5.819.681	166.271	67.452	6.053.404
3	6.011.777	204.320	87.532	6.303.629
4	5.366.082	194.083	73.159	5.633.324
5	4.335.500	167.771	78.665	4.581.936
6	4.365.682	124.193	81.563	4.571.438
7	5.938.348	233.194	73.641	6.245.183
8	5.127.553	142.364	94.189	5.364.106
TOTAL	42.179.004	1.363.734	638.837	44.181.575
PROMEDIO	5.185.517	164.696	78.501	5.428.714



EXPORTACIÓN DE CAJAS 22XU
A SEMANA 8
2010
en cajas



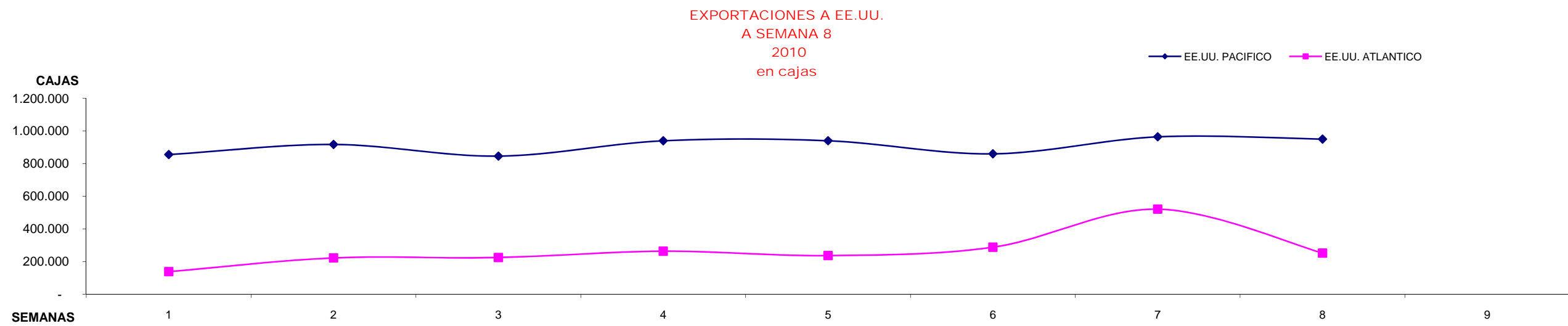
EXPORTACIÓN DE BANANO ORGÁNICO
A SEMANA 8
2010
en cajas



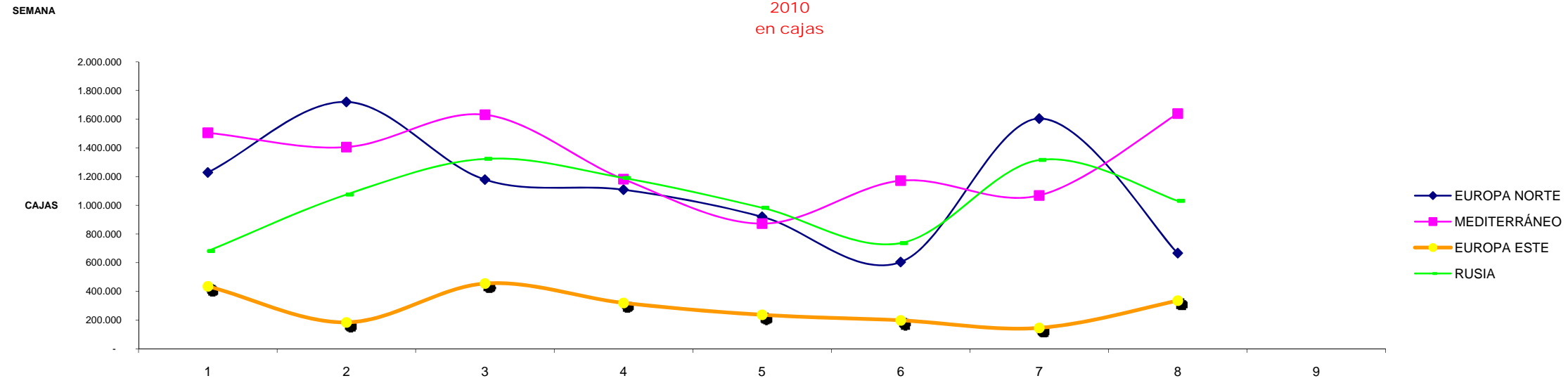
**EMBARQUES POR DESTINO
A SEMANA 8 - 2010
en cajas**

SEMANA	EE.UU. PACIFICO	EE.UU. ATLÁNTICO	EUROPA NORTE	MEDITERRÁNEO	RUSIA	EUROPA ESTE	CONO SUR	AFRICA	MEDIO ORIENTE	ASIA	OCEANIA	TOTAL
1	855.757	138.859	1.228.782	1.505.632	681.364	435.624	367.547	45.448	104.582	39.744	25.216	5.428.555
2	917.909	222.831	1.720.729	1.405.876	1.075.219	184.304	157.907	271.672	33.118	38.489	25.350	6.053.404
3	846.194	225.444	1.179.124	1.631.692	1.324.217	455.205	407.862	3.240	145.073	58.156	27.422	6.303.629
4	940.342	264.288	1.108.696	1.182.273	1.190.702	319.786	261.138	226.512	70.064	42.005	27.517	5.633.323
5	940.452	237.267	920.410	872.551	983.362	237.050	277.830	1.190	31.721	52.974	27.129	4.581.936
6	860.239	288.479	604.643	1.172.169	736.497	198.338	288.813	279.558	53.864	62.608	26.230	4.571.438
7	964.623	521.901	1.604.478	1.068.830	1.316.400	145.240	272.706	261.423	20.216	42.297	27.070	6.245.184
8	950.368	252.689	666.782	1.639.015	1.031.342	335.864	328.533	11.233	51.896	69.124	27.262	5.364.108
TOTAL	7.275.884	2.151.758	9.033.644	10.478.038	8.339.103	2.311.411	2.362.336	1.100.276	510.534	405.397	213.196	44.181.577

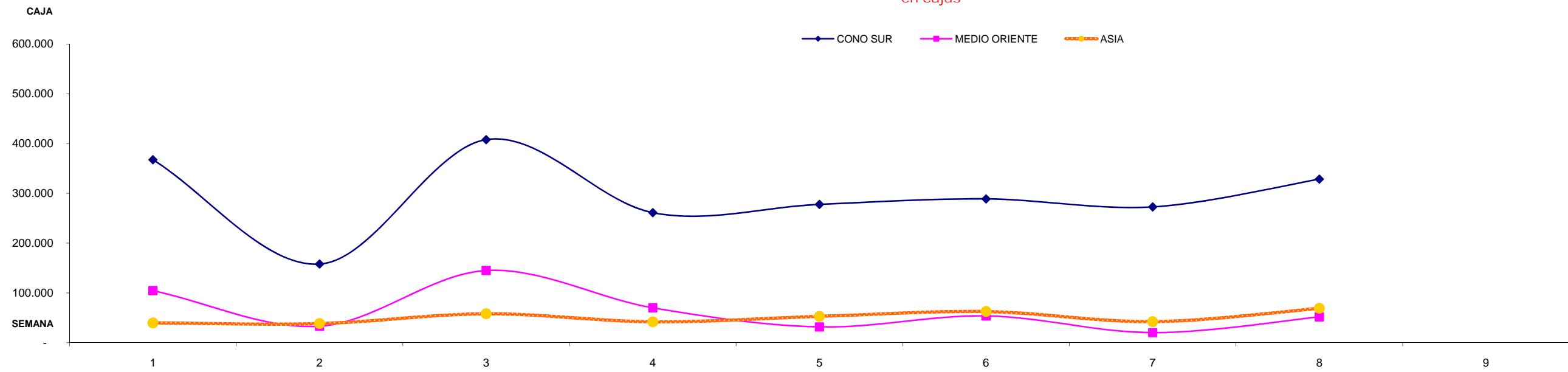
PROMEDIO	909.486	268.970	1.129.206	1.309.755	1.042.388	288.926	295.292	137.535	63.817	50.675	26.650
-----------------	----------------	----------------	------------------	------------------	------------------	----------------	----------------	----------------	---------------	---------------	---------------



EXPORTACIONES A EUROPA
A SEMANA 8
2010
en cajas



EXPORTACION A CONO SUR, MEDIO ORIENTE Y ASIA
A SEMANA 8
2010
en cajas



ACUMULADO A SEMANA 8 en cajas

SEMANA	DOLE	CHIQUITA	BONITA	EXCELBAN	ATLANTICO	DEL MONTE	FAVORITA	DERBY	BONANZA	PRIMADONNA	ADRIA	SABROSTAR	COBANA	GOLD SUN	OTROS	TOTAL
1	807.626	664.137	566.780	480.379	342.072	276.122	65.998	395.639	96.130	165.154	161.132	137.096	100.552	-	1.169.738	5.428.555
2	613.102	617.409	676.081	423.441	434.073	324.199	464.725	200.834	291.710	206.182	-	102.260	106.656	45.172	1.547.558	6.053.402
3	751.932	647.236	683.664	377.014	399.293	291.534	160.406	430.802	377.232	217.076	193.935	117.232	102.372	206.905	1.346.994	6.303.627
4	799.225	642.742	673.014	315.770	197.073	413.056	302.253	240.472	324.000	211.554	-	87.064	100.150	49.146	1.277.805	5.633.324
5	581.206	708.663	196.603	387.083	-	416.035	72.157	212.391	283.224	173.030	158.888	100.526	69.385	-	1.222.744	4.581.935
6	585.870	813.720	450.752	16.200	451.297	373.394	316.783	207.994	359.904	164.734	-	103.948	35.634	-	691.207	4.571.437
7	626.752	974.491	520.386	610.519	176.317	510.239	326.878	146.551	278.640	213.235	-	83.620	193.383	72.551	1.511.621	6.245.183
8	831.328	1.013.280	99.946	125.174	224.357	413.833	133.406	327.318	407.569	258.394	278.782	109.206	66.711	49.583	1.025.220	5.364.107
TOTAL	5.597.041	6.081.678	3.867.226	2.735.580	2.224.482	3.018.412	1.842.606	2.162.001	2.418.409	1.609.359	792.737	840.952	774.843	423.357	9.792.887	44.181.570
PARTICIPACION %	12,67%	13,77%	8,75%	6,19%	5,03%	6,83%	4,17%	4,89%	5,47%	3,64%	1,79%	1,90%	1,75%	0,96%	22,17%	
PROMEDIO SEMANAL	699.630	760.210	483.403	341.948	278.060	377.302	230.326	270.250	302.301	201.170	99.092	105.119	96.855	52.920	1.224.111	

EXPORTACIONES POR MARCAS A SEMANA 8 2010 en cajas

